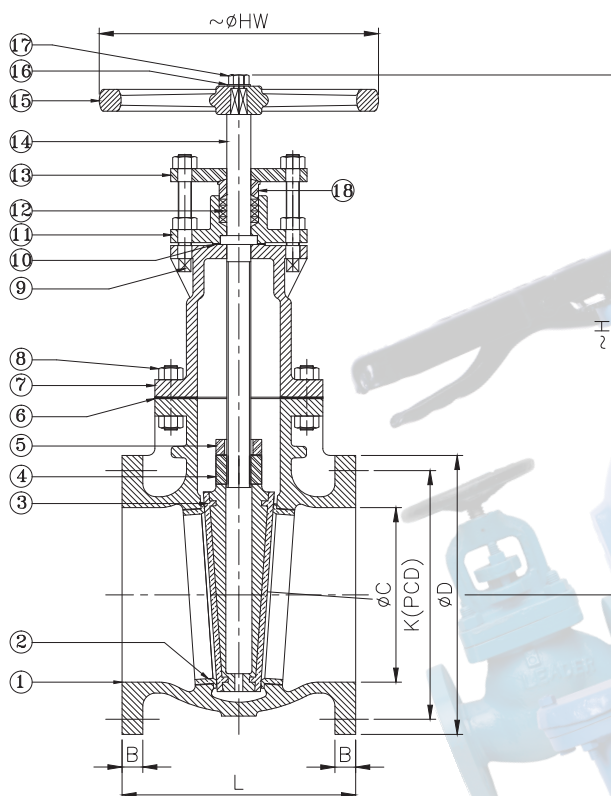




CAST IRON SLUICE VALVES

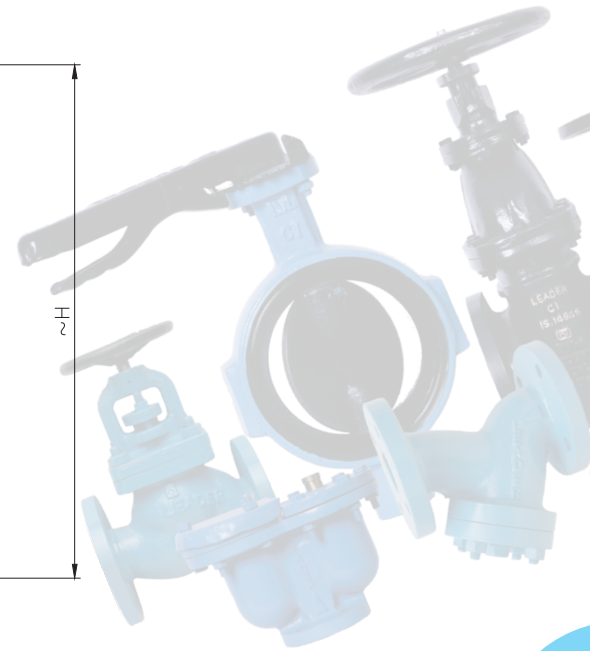
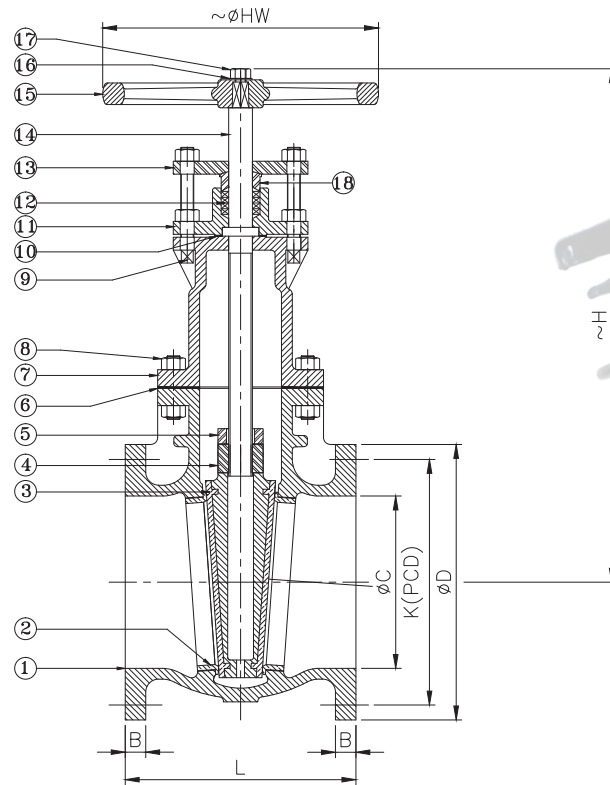
SPECIFICATIONS:
Inside Screw Non-Rising
Stem G.M. Trim
Flanges as per ASME
B 16.1 CL-125 (FF)



STANDARD MATERIAL COMBINATION

P.No	NAME OF PARTS	NO. OFF	MATERIAL	SPECIFICATION/STANDARD
1	BODY	1	C.I.	BSEN 1561 Gr.ENGJL 200
2	BODY SEAT RING	2	G.M.	BSEN 1982 Gr.CC491K
3	WEDGE RING	2	G.M.	BSEN 1982 Gr.CC491K
4	STEM NUT	1	G.M.	BSEN 1982 Gr.CC491K
5	WEDGE	1	C.I.	BSEN 1561 Gr.ENGJL 200
6	GASKET	1	C.N.A.F.	B.S. 1832
7	BONNET	1	C.I.	BSEN 1561 Gr.ENGJL 200
8	BOLTS & NUTS	TO SUIT	CARBON STEEL	ANY GRADE
9	T-HEAD BOLTS & NUTS	1	CARBON STEEL	ANY GRADE
10	GASKET	1	C.N.A.F.	B.S. 1832
11	STUFFING BOX.	1	C.I.	BSEN 1561 Gr.ENGJL 200
12	PACKING		TO SUIT SERVICE CONDITIONS	
13	GLAND FLANGE	1	C.S	IS 2062 Gr.A
14	STEM	1	H.T. BRASS	BSEN 12165 CW721R
15	HANDWHEEL	1	C.I.	BSEN 1561 Gr.ENGJL 200
16	WASHER	1	CARBON STEEL	IS 2062 Gr.A
17	BOLT FOR HANDWHEEL	1	CARBON STEEL	ANY GRADE
18	GLAND FOLLOWER	1	G.M.	BSEN 1982 Gr.CC491K

NOTE: 1.The above data is subject to change without notice due to our continual product improvement program.
2.Valves Can be supplied in other MOC's on request, Cast Iron (IS 210 Gr. FG 260) Ductile Iron (ASTMA 395 Gr. 60-40-18 / 65-45-15 / GGG 40.30) & D2 (ASTMA 439 Gr. D2/ D2A/ D2B/ D2C)



ITEM	SIZES	ITEM CODE	END DETAILS
CAST IRON SLUICE VALVE -CLASS 125	40mm TO 300mm	CI-006	FLANGED ENDS TO ANSI B 16.1 CLASS 125

DIMENSION DATA										
VALVES SIZE (MM)	40 MM	50 MM	65 MM	80 MM	100 MM	125 MM	150 MM	200 MM	250 MM	300 MM
L	140	143	159	172	194	203	213	248	340	369
~H	215	238	270	320	370	420	480	635	760	865
~φHW	127	140	140	178	203	229	229	254	406	406
C	38.1	50.8	63.5	76.2	101.6	127	152.4	203	254	305
D	127	152	178	191	229	254	279	343	406	483
B	14.3	15.9	17.5	19	23.8	23.8	25.4	28.6	30.2	31.8
K	98	121	140	152	191	216	241	299	362	432
n	4	4	4	4	8	8	8	8	12	12
d	15.9	19	19	19	19	22.2	22.2	22.2	25.4	25.4

ITEM	SIZES	TEST PRESSURES		
		SHELL TEST (HYDROSTATIC)	SEAT TEST (HYDROSTATIC)	TESTING STD.
CAST IRON SLUICE VALVE -CLASS 125	40mm to 300mm	20.7 bar	15.18 bar	Manufacturer

NOTE: 1.The above data is subject to change without notice due to our continual product improvement program.
2.Valves Can be supplied in other MOC's on request, Cast Iron (IS 210 Gr. FG 260) Ductile Iron (ASTMA 395 Gr. 60-40-18 / 65-45-15 / GGG 40.30) & D2 (ASTMA 439 Gr. D2/ D2A/ D2B/ D2C)