

## Cim 14M

### FULL BORE BALL VALVE - T14 SERIES - STEEL LEVER HANDLE



This article was made in compliance with the quality management requirements of ISO 9001 standard. All articles are tested according to the EN 12266-1 standard.

It can be used in a wide variety of sectors: heating, air conditioning, water, sanitary systems, pneumatic systems, oil pipelines, gasoline networks, saturated steam and generally with any non corrosive liquid.

It is guaranteed for 5 years.

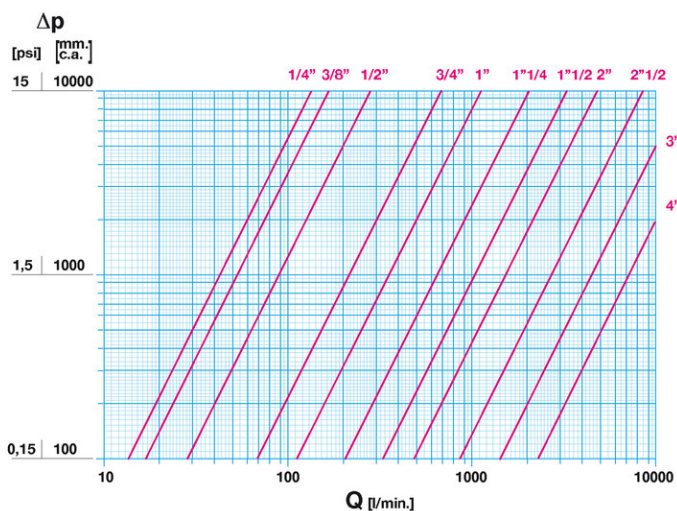
It is made of a brass alloy that complies with standard EN 12165-CW617N-M.

Nominal Pressure:

PN 80 (1/4" ÷ 3/8"); PN 60 (1/2"); PN 45 (3/4" ÷ 1"); PN 35 (1"1/4); PN 32 (1"1/2); PN 30 (2"); PN16 (2"1/2 ÷ 4")

Operating temperature: -20 ÷ 150°C

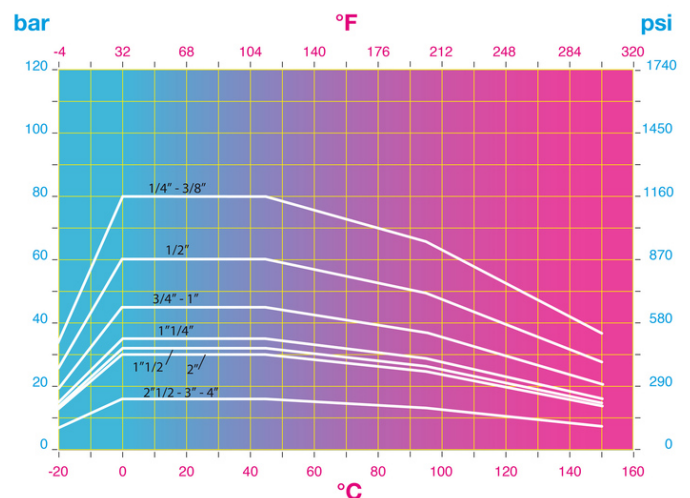
### FLOW AND PRESSURE DROP



Notes:

- 1 l/min = 0,06 m3/h
- 1 m3/h = 16,67 l/min
- 1 bar = 10.000 mm w.c.
- 1 psi = 690 mm w.c.

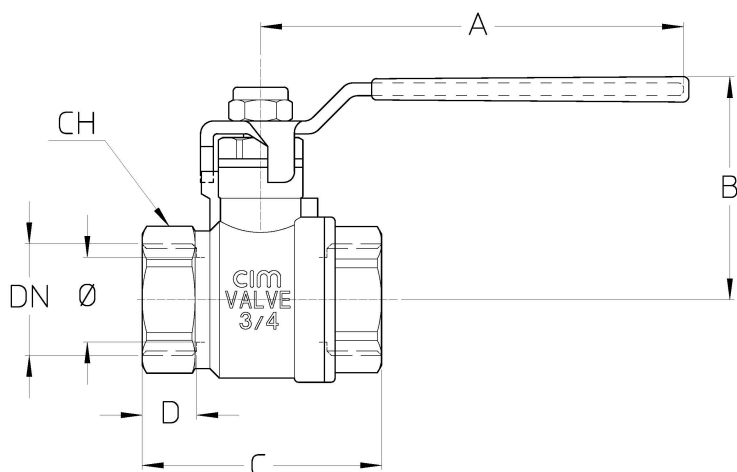
### PRESSURE TEMPERATURE RATINGS



Notes:

- 1 bar = 14,5 psi
- 1 bar = 14,5 lbf/in2
- °C = 5/9 x (°F - 32)
- °F = 32 + (9/5 x °C)

## TECHNICAL DRAWING



DN	1/4"	3/8"	1/2"	3/4"	1"	1"1/4	1"1/2	2"	2"1/2	3"	4"
Ø mm	10	10	15	20	25	32	40	50	60	72	94
<b>Grms.</b>	<b>115</b>	<b>120</b>	<b>200</b>	<b>350</b>	<b>500</b>	<b>780</b>	<b>1215</b>	<b>1765</b>	<b>3300</b>	<b>4350</b>	<b>7250</b>
A	65	65	80	100	100	120	150	150	240	240	240
B	33	33	46	53	57	66	80	87	121	130	145
C	45	47	52	57	68	81	95,5	112	133	150	177
D	11,5	12,5	12,5	12,5	14	17	18	20	23	25	29
CH	18	20	25	31	38	47	54	66	82	96	123

Thread:  
ISO 228

Upon request:  
ANSI B.1.20.1 - NPT

## TECHNICAL CHARACTERISTICS

KV CM CS MT											
DN	1/4"	3/8"	1/2"	3/4"	1"	1"1/4	1"1/2	2"	2"1/2	3"	4"
Ø mm	10	10	15	20	25	32	40	50	60	72	94
KV	8	10	17	41	68	123	198	290	460	748	1225
CM	1	1	3	5	6	7	10	13	15	19	29
CM	2	2	6	10	12	14	20	26	30	38	58
MT	10	10	10	24	24	45	90	90	280	280	550

KV = Capacity in m<sup>3</sup>/h at pressure drop of 1 bar.

CM = Operating torque in Nm.

CS = Starting torque in Nm.

MT = Stem breaking torque in Nm.

## OUR CERTIFICATIONS

