

## Cim 11G

**FULL BORE BALL VALVE FOR GAS - EN 331 - T12G SERIES - STEEL LEVER HANDLE**



Manufactured according to management requirements of EN ISO 9001 standard.  
100% tested in accordance with EN 12266-1 standard.

Suitable for gas at low pressure, in detail:

Natural gas: gas by-product of oil (methane);

Town gas: manufactured through different processes (cracking - cokerie - etc.)

Liquid gas: propane and mixture of propane/butane gas.

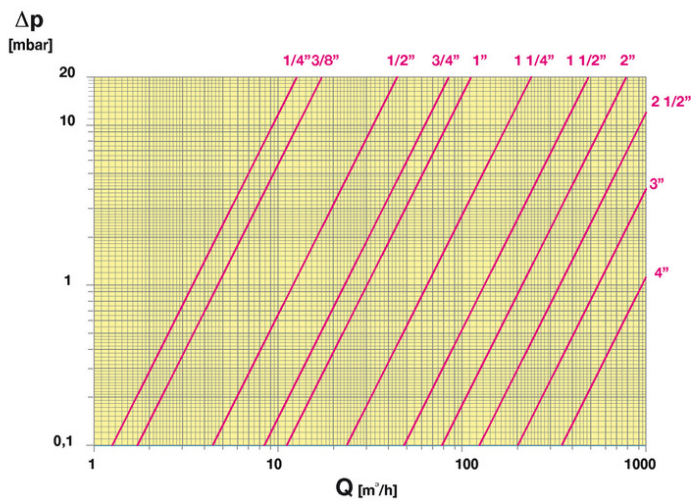
It is guaranteed for 5 years

It is made of a brass alloy that complies with standard EN 12165-CW617N-M.

Nominal Pressure: MOP5

Operating temperature: -20 ÷ 60°C

### FLOW AND PRESSURE DROP

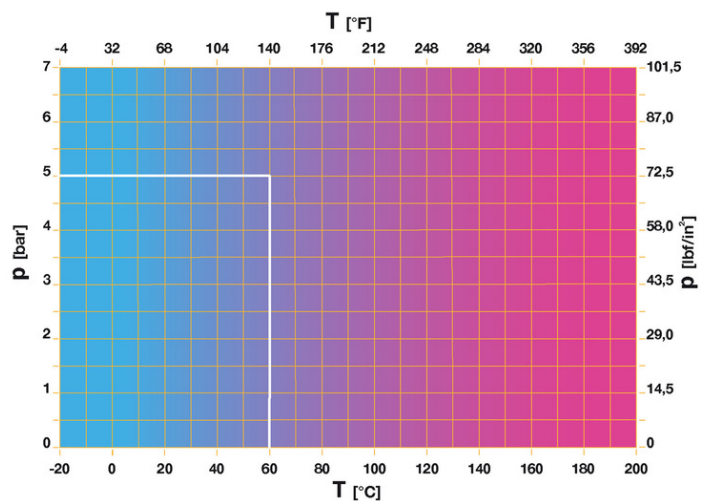


Notes:

1 psi = 68,95 mbar

1 mbar = 0,0145 psi

### PRESSURE TEMPERATURE RATINGS



Notes:

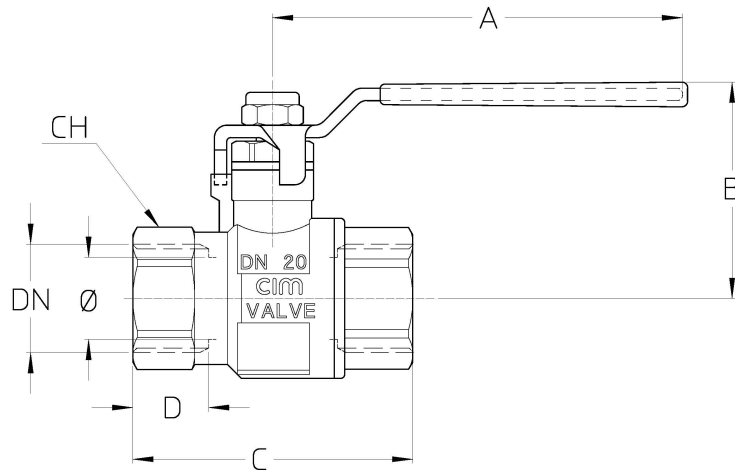
1 bar = 14,5 psi

1 bar = 14,5 lbf/in<sup>2</sup>

°C = 5/9 x (°F-32)

°F = 32 + (9/5 x °C)

## TECHNICAL DRAWING



DN	1/4"	3/8"	1/2"	3/4"	1"	1"1/4	1"1/2	2"	2"1/2	3"	4"
Φ mm	10	10	15	20	25	32	40	50	63	76	100
<b>Grms.</b>	<b>115</b>	<b>120</b>	<b>220</b>	<b>360</b>	<b>590</b>	<b>915</b>	<b>1355</b>	<b>2060</b>	<b>4255</b>	<b>6210</b>	<b>10000</b>
A	65	65	80	100	100	120	150	150	240	240	310
B	33	33	46	53	57	66	80	88	126	137	162
C	45	47	61	68	82	92	106	125	150,5	171	205
D	11,5	12,5	17	18,5	21	22,5	23	26,5	27	28	35
CH	18	20	25	31	40	49	55	69	86	100	123

Threads:  
ISO 7 - Rp

## TECHNICAL CHARACTERISTICS

### KV CM CS MT

DN	1/4"	3/8"	1/2"	3/4"	1"	1 1/4"	1 1/2"	2"	2 1/2"	3"	4"
Ø mm	10	10	15	20	25	32	40	50	63	76	100
KV	3,5	4,8	12	23	30	65	131	214	345	550	950
CM	1	1	3	4	5	8	10	13	15	17	19
CS	2	2	6	10	12	17	22	26	32	36	40
MT	10	10	20	45	45	92	93	93	280	280	550

KV = Capacity in m<sup>3</sup>/h at pressure drop of 1 mbar and inlet pressure of 25 mbar.

CM = Operating torque in Nm.

CS = Starting torque in Nm.

MT = Stem breaking torque in Nm.

## OUR CERTIFICATIONS

